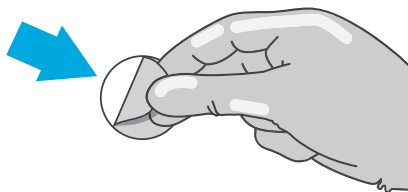


Decanting

- ✓ May be warmed to body temperature prior to use.
- ✓ Squeeze bottle to check for leaks. Discard if leaks are found.

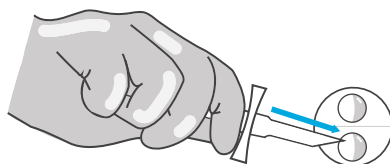
Step 1

Using aseptic technique, remove the gold foil from either of the two ports by pulling on the tabs at the bottom of the container.



Step 2

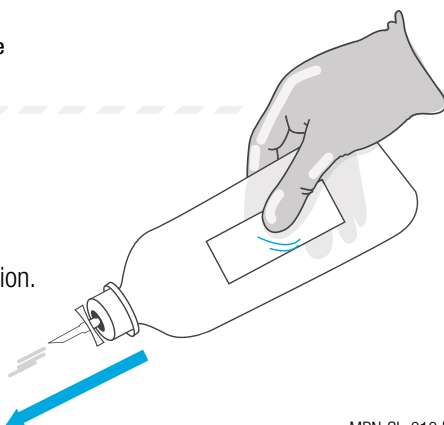
Firmly push the spike into either of the two ports angled away from the midline.



Note: Open the spike using aseptic technique

Step 3

Remove the cap from the end of the spike. Squeeze bottle to decant solution.



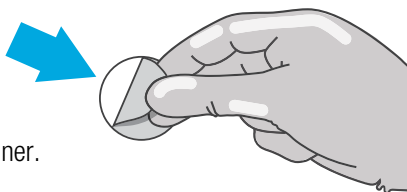
MPN-SL-010 Rev C

Irrigation

- ✓ May be warmed to body temperature prior to use.
- ✓ Squeeze bottle to check for leaks. Discard if leaks are found.

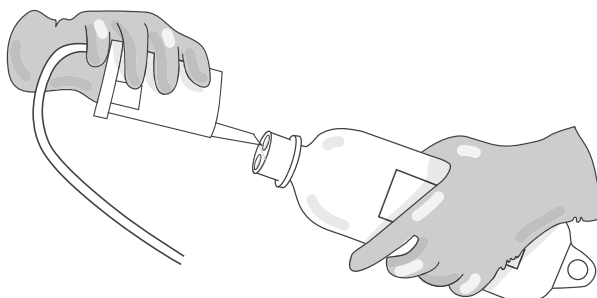
Step 1

Using aseptic technique, remove the gold foil from either of the two ports by pulling on the tabs at the bottom the container.



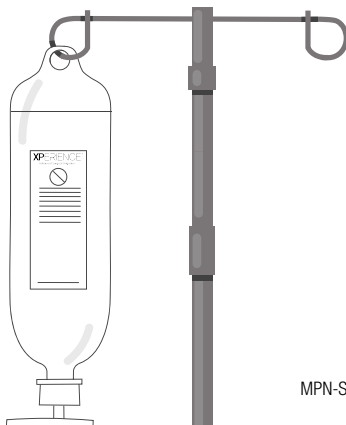
Step 2

Firmly push the spike into either of the two ports angled away from the midline.



Step 3

Suspend container.



MPN-SL-010 Rev C