

# XPERIENCE<sup>®</sup>

## Advanced Surgical Irrigation

POWERED BY X<sup>2</sup>BIO™

### INSTRUCTIONS FOR USE

#### DESCRIPTION:

XPERIENCE Advanced Surgical Irrigation is a clear, colorless solution intended for cleansing and removal of debris, including microorganisms from wounds.

Contains: Sodium Lauryl Sulfate, Citric Acid, Sodium Citrate, and Water.

#### INDICATIONS FOR USE:

XPERIENCE Advanced Surgical Irrigation is indicated for use in cleansing and removal of debris, including microorganisms, from wounds.

#### WARNINGS/PRECAUTIONS:

- NOT FOR IV USE - This product has been tested as a wound wash only.
- External use only.
- The product is single-use and should be applied only once in a 24-hour period.
- Discard any unused solution.
- Do not use if there is a history of allergy to any of the ingredients.
- Avoid eye contact; product may cause ocular irritation.
- Do not use if container is damaged.
- Potential for temporary burning or discomfort may occur.
- Do not use with fibrin sealants due to the risk of material degradation. Application of fibrin sealants in the presence of XPERIENCE Advanced Surgical Irrigation may impact sealant setup.
- If product contacts unintended anatomy or materials, rinse away solution after irrigation.
- The Stryker StrykeFlow II laparoscopic irrigator does not provide adequate pressure to remove debris when used with XPERIENCE Advanced Surgical Irrigation.
- Do not use in the case of substantial tissue loss.

#### STORAGE AND HANDLING:

Store at 15°C to 25°C (59°F to 77°F). Excursions permitted.

XPERIENCE Advanced Surgical Irrigation may be cloudy prior to warming and is normal.

#### HOW SUPPLIED:

XPERIENCE Advanced Surgical Irrigation is supplied in 500 mL single-dose semi-flexible container.

**NEXT SCIENCE<sup>®</sup>**

XPERIENCE Advanced Surgical Irrigation IFU  
NMS-40012 Rev. M

## INSTRUCTIONS FOR USE















XPERIENCE Advanced Surgical Irrigation may be warmed to body temperature prior to administration.

For Powered Irrigation (Following aseptic technique):

1. Check for leaks by squeezing container firmly. Discard unit if leaks are found, as sterility may be compromised.
2. Remove either foil tab from the cap to expose the seal port.
3. Insert piercing pin (spike) into the rubber seal port until the pin is firmly seated. Two ports are offered for convenience.
4. Hang the container, with the rubber seal port facing down.
5. Irrigate the wound bed with the contents of the supplied container following the manufacturer's instructions of the irrigation device. Serosanguineous fluid may be observed.
6. Suction excess solution and debris throughout the procedure.
7. Discard any unused solution.

For Manual Decanting (Following aseptic technique):

1. Check for leaks by squeezing container firmly. Discard unit if leaks are found, as sterility may be compromised.
2. Remove either foil tab from the cap to expose the seal port.
3. Remove the cap from the piercing pin (spike).
4. Spike into the rubber seal port until the pin is firmly seated. Two ports are offered for convenience.
5. Remove the fluid outlet cap from the piercing pin (spike) and squeeze the bottle to decant the solution into a container.
6. Irrigate the wound bed following standard practice. Serosanguineous fluid may be observed.
7. Suction excess solution and debris throughout the procedure.
8. Discard any unused solution.

	Not for IV use		Sterilized using steam or dry heat; Sterile fluid path
	Do not use if package is damaged		Quantity
	Do not resterilize		List of ingredients
	Batch code		Do not re-use
	Catalogue number		Use-by date
	Caution		Consult instructions for use
	Temperature limit		Manufacturer
<b>Rx Only</b>	CAUTION: Federal Law restricts this product to sale and use by or on the order of a physician		

**NEXT SCIENCE®**

XPERIENCE Advanced Surgical Irrigation IFU  
NMS-40012 Rev. M



Next Science, LLC  
10550 Deerwood Park Blvd  
Suite 300  
Jacksonville, FL 32256 USA  
www.nextscience.com  
Customer Service: 855-968-6399

**Australian Sponsor**

Next Science Technologies, PTY Ltd  
Level 14, Australia Square  
264-278 George Street  
Sydney NSW 2000  
Ph +612 8607 5124